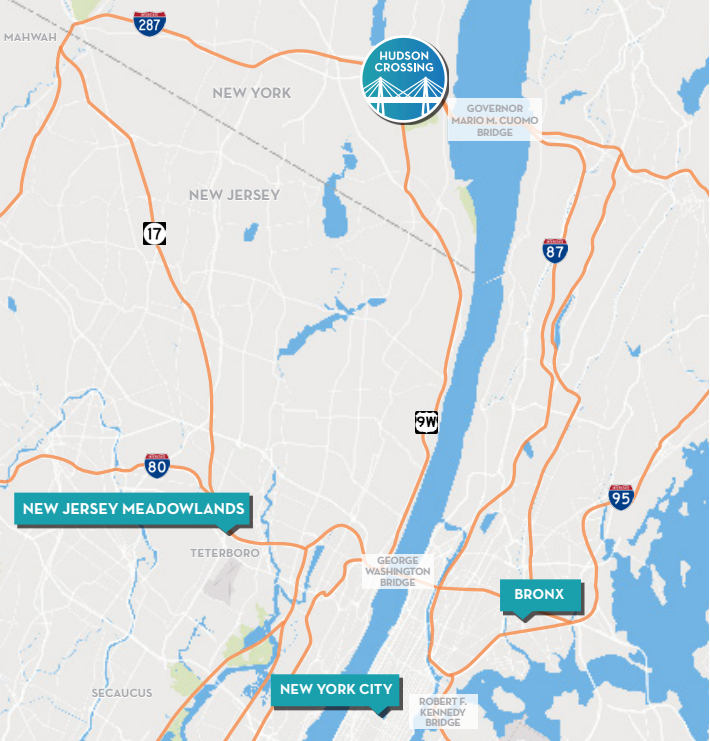




13,911 SF - 36,417 SF
 FLEX / SHOWROOM SPACE FOR LEASE
100 CORPORATE DRIVE
 BLAUVELT, NEW YORK




13,911 - 36,417 SF
 Available SF

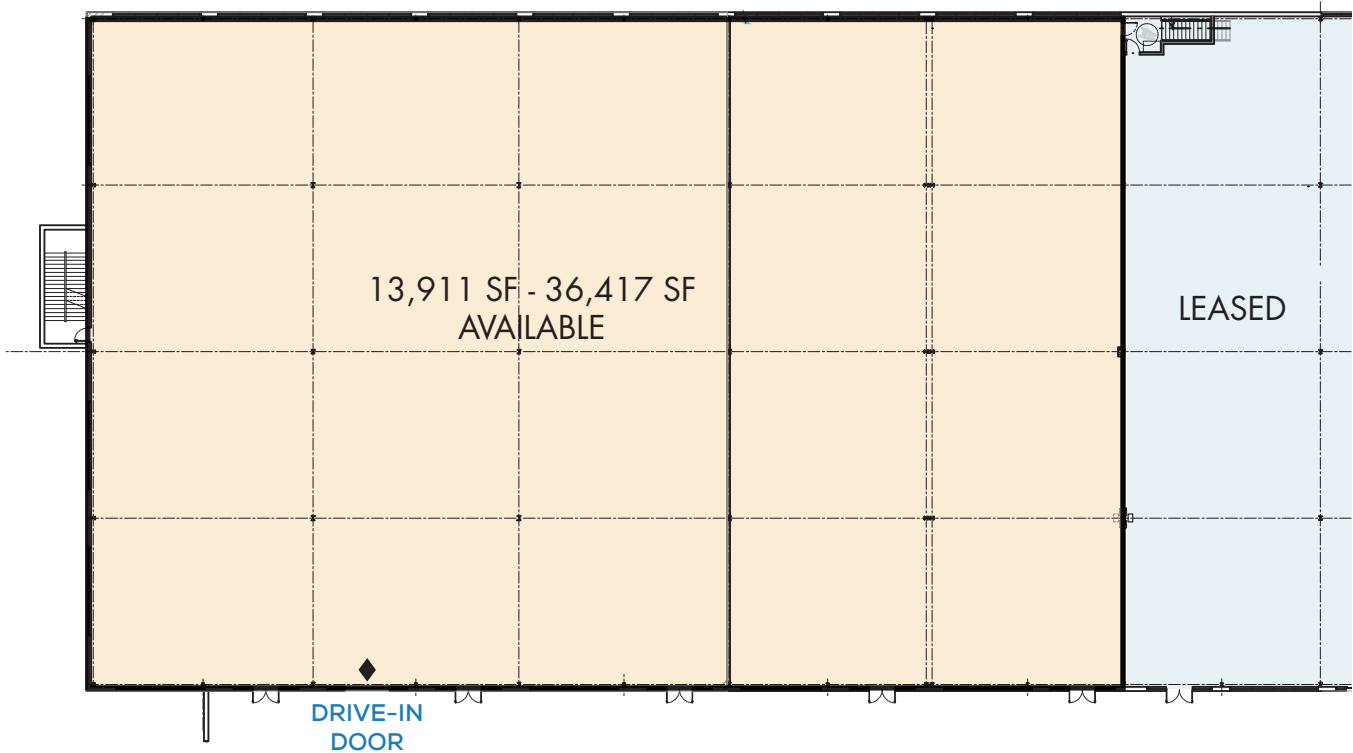

18'
 Ceiling Height


LI
 Light Industrial

- » 124,834 sq. ft. total building
 - » 13,911 sq. ft. - 36,417 sq. ft. flex / showroom / retail available
 - » 64,312 SF common indoor parking
 - » 6.92 acres
 - » 18' ceiling height
 - » 1 drive-in door
- » Potential uses:
 - Adult daycare
 - Recreational
 - Supply or showroom
 - Medical
 - Municipal



FLEX / SHOWROOM SPACE FOR LEASE
100 CORPORATE DRIVE
BLAUVELT, NEW YORK 10913

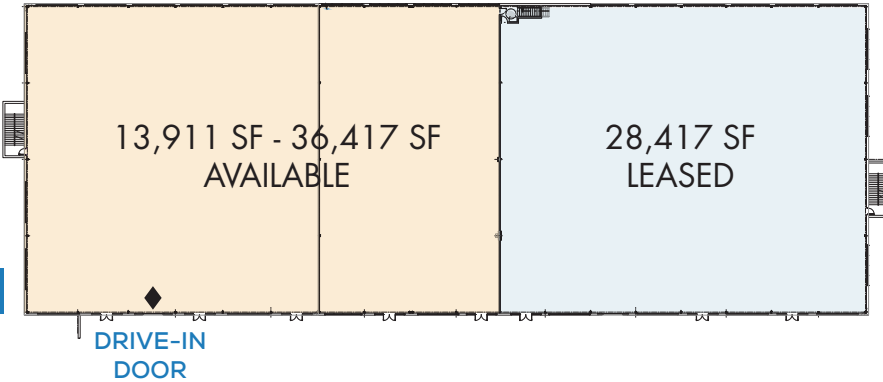




FLEX / SHOWROOM SPACE FOR LEASE
100 CORPORATE DRIVE
 BLAUVELT, NEW YORK 10913



GRADE LEVEL



MEZZANINE LEVEL



3RD LEVEL



KEVIN DUDLEY
 Vice Chairman
 +1 201 712 5837
 kevin.dudley@cbre.com

SAMUEL BERNHAUT
 First Vice President
 +1 201 712 5884
 samuel.bernhaut@cbre.com

NICOLE NANNOLA
 Vice President
 +1 201 712 5821
 nicole.nannola@cbre.com

© 2024 CBRE, Inc. All rights reserved. This information has been obtained from sources believed reliable but has not been verified for accuracy or completeness. CBRE, Inc. makes no guarantee, representation or warranty and accepts no responsibility or liability as to the accuracy, completeness, or reliability of the information contained herein. You should conduct a careful, independent investigation of the property and verify all information. Any reliance on this information is solely at your own risk. CBRE and the CBRE logo are service marks of CBRE, Inc. All other marks displayed on this document are the property of their respective owners, and the use of such marks does not imply any affiliation with or endorsement of CBRE. Photos herein are the property of their respective owners. Use of these images without the express written consent of the owner is prohibited.